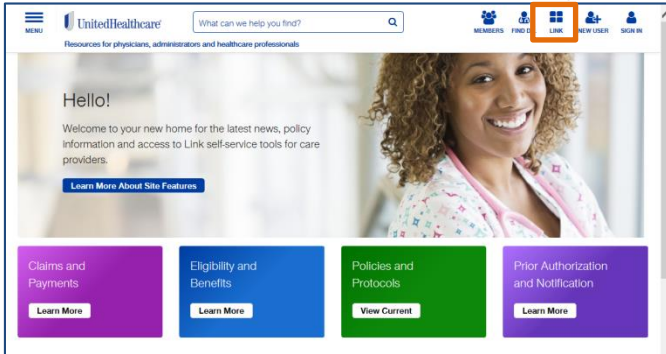


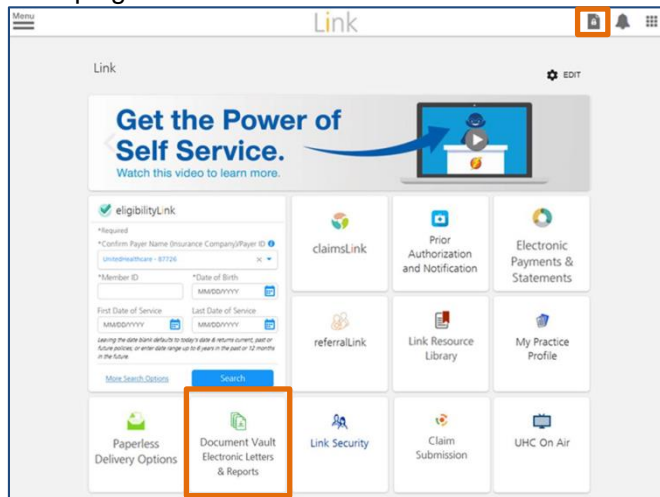
Document Vault allows Link users to leverage storage best practices and a simple user interface to make it easy to centrally access their secure reports and documents from within Link.

Get Started

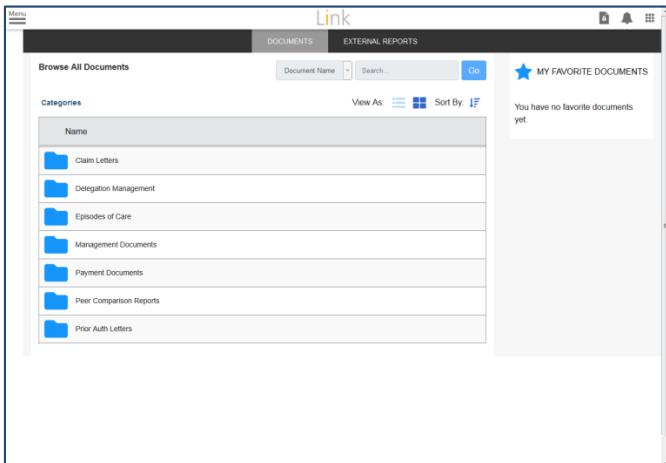
1. From UHCprovider.com, click **Link** and sign in



2. Select the **Document Vault** tile or the symbol, at the top right

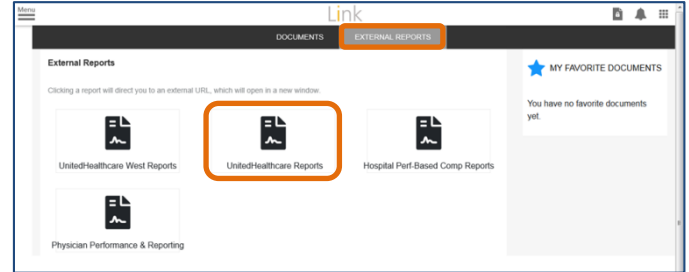


3. The Document Vault tool



UnitedHealthcare Reports

1. Select **External Reports**
2. Select the **UnitedHealthcare Reports** icon



NOTE: UnitedHealthcare Reports include: Capitation, Claim Recovery, Early Preventative Screenings Diagnostic Tests (EPSDT) for Medicaid, Hospital Monitoring, PCP Panel Roster, Preventive Health Measures and Stars Scorecards

3. Choose the appropriate search details from the pull-down menus
4. Click Search

Reports

Related links have moved to UHCprovider.com/Reports.
When searching for a UnitedHealthcare Community Plan of Arizona member who is enrolled in multiple products, please use the Alpha Search.

Step 1 of 2: Report Search

Indicates Required Field

Report Type:

State:

Corporate Tax ID Owner:

Physician/Provider Tax ID:

Physician/Provider Name:

Service Address:

SEARCH

Additional **Help Resources** are available at the **Link Resource Library** and **UHC on Air**

